

High & Mighty Seating

- O N T H E T E C H N I C A L S I D E -

NECKROLLS

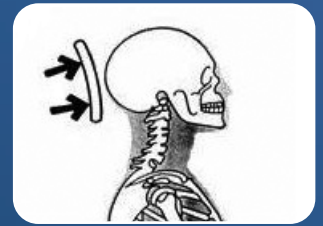
The term “neckroll” has been mistakenly identified with the concept of a headrest, but let me assure you that a neckroll is not a headrest, nor is a headrest a neckroll - there are some dramatic differences between the two.

The headrest is designed to do just that – allow the head to rest back against it to provide support for the head. Typically, the headrest contacts the head at approximately mid-skull, or about where the most prominent point of the skull points out in the back of the head. This usually doesn’t happen when the person is seated normally in either the 90-90-90 or forward tilt/zero gravity postures in the seat – rather, it usually takes place when the person is leaning back and has a need for the additional support for the head to avoid fatiguing the neck muscles.

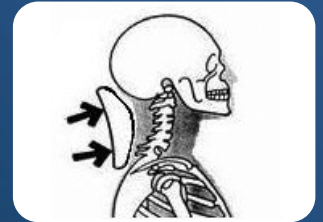
The neckroll, however, is designed to complement the cervical curve of the spine. The cervical curve is a lordotic curve in that it curves inward toward the body, as opposed to a kyphotic curve (such as the thoracic curve of the spine), which curves outward away from the body. The neckroll is designed to provide support for the neck at the 90-90-90 and forward tilt/zero gravity postures as well as the recline.

Unfortunately, even with the adjustability of the fore-aft neckroll there are times that the fore-aft neckroll just won’t position at the right place for the person, whether they are shorter statured, or too tall, or they have a spinal deformity such as a dowager’s hump that causes their necks to protrude forward. In that case, the fixed neckroll and neckroll post may be of benefit for the individual.

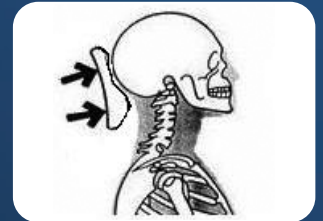
Karl J. Marion, MS, CIE, CPE



POSITIONING OF A HEADREST



POSITIONING OF A NECKROLL



POSITIONING OF THE FORE-AFT NECKROLL



T H E B U T T S T O P S H E R E

BODYBILT
ERGONOMIC SEATING

WWW.HIGHANDMIGHTYSEATING.COM