

# work@home

P R I C E   L I S T   2 0 2 0



Ligni workstation

730mm high, 18mm top



SPECIFICATIONS

- Square-edge top with faux ply edge. Matching pedestal may be fitted to left or right. Push to open drawers on heavy duty, 100% extension ball bearing slides. Lockable top drawer.
- Legs faced in Light Oak veneer with Light Oak, Natural Oak, Black, Slate and Dust Grey finishes; Natural Walnut veneer with Natural Walnut; and matching laminate with Halifax Oak finishes.
- Compatible with pen drawer and wide tray drawer (see page 5).
- Quick and easy self-assembly (Pozidriv screwdriver required).

WORKSTATION

| Size mm (WxD) | Code       | Grp 1 | Grp 2 | Grp 3 | Weight kg |
|---------------|------------|-------|-------|-------|-----------|
| 1200 x 650    | WHNWD12/** | £835  | £890  | £1544 | 38        |
| 1400 x 650    | WHNWD14/** | £849  | £906  | £1581 | 40        |



Panel finishes

REPLACE \*\* WITH FINISH

MFC

Grp 1



Black

BK



Dust Grey

DG



Natural Oak

NO



Slate

SL



White

WH

3D - HALIFAX OAK

Grp 2



Tobacco HO

HT



Natural HO

HN



White HO

HW

VENEER

Grp 3



Light Oak

LO



Natural Walnut

NW

REPLACE

\*\* with Panel Finish code

Ligni work table

730mm high, 18mm top



SPECIFICATIONS

- Square-edge top with faux ply edge.
- Legs faced in Light Oak veneer with Light Oak, Natural Oak, Black, Slate and Dust Grey finishes; Natural Walnut veneer with Natural Walnut; and matching laminate with Halifax Oak finishes.
- Not compatible with pen drawer or wide tray drawer.
- Quick and easy self-assembly (Pozidriv screwdriver required. Pliers useful but not essential).

WORK TABLE

| Size mm (WxD) | Code      | Grp 1 | Grp 2 | Grp 3 | Weight kg |
|---------------|-----------|-------|-------|-------|-----------|
| 800 x 650     | WHND8/**  | £569  | £584  | £691  | 16        |
| 1000 x 650    | WHND10/** | £587  | £600  | £732  | 18        |
| 1200 x 650    | WHND12/** | £600  | £616  | £774  | 19        |
| 1400 x 650    | WHND14/** | £617  | £636  | £815  | 21        |



Panel finishes

REPLACE \*\* WITH FINISH

MFC

Grp 1



Black

BK



Dust Grey

DG



Natural Oak

NO



Slate

SL



White

WH

3D - HALIFAX OAK

Grp 2



Tobacco HO

HT



Natural HO

HN



White HO

HW

VENEER

Grp 3



Light Oak

LO



Natural Walnut

NW

REPLACE

\*\* with Panel Finish code



Ambus workstation

730mm high, 18mm top



PEDESTAL TO LEFT



PEDESTAL TO RIGHT

SPECIFICATIONS

- Fully-assembled three-drawer pedestal (specify to left or right). Drawers on heavy duty 100% extension ball-bearing slides. Lockable top drawer. Elegance bow handles.
- Compatible with pen drawer and wide tray drawer (see page 5).
- Quick and easy self-assembly (Pozidriv and flat blade screwdrivers required).

PEDESTAL TO LEFT

| Size mm (WxD) | Code      | Grp 1 | Grp 2 | Weight kg |
|---------------|-----------|-------|-------|-----------|
| 1200 x 650    | WHA12L/** | £491  | £539  | 47        |
| 1400 x 650    | WHA14L/** | £504  | £554  | 49        |

PEDESTAL TO RIGHT

| Size mm (WxD) | Code      | Grp 1 | Grp 2 | Weight kg |
|---------------|-----------|-------|-------|-----------|
| 1200 x 650    | WHA12R/** | £491  | £539  | 47        |
| 1400 x 650    | WHA14R/** | £504  | £554  | 49        |

OPTIONAL CABLE PORT

| Code  |
|---|
| 1 x port fitted centrally to the rear of the top (enables fitting of a through-desk monitor arm). |
| Add /A to end of desk code +£22   |
| Black with Black MFC, White with White MFC, Slate with all other finishes.                        |

REPLACE  
\*\* with Panel Finish code

Panel finishes

REPLACE \*\* WITH FINISH

MFC

Grp 1

|          |                |                   |
|----------|----------------|-------------------|
| Black BK | Natural Oak NO | Natural Walnut WN |
| White WH |                |                   |

3D - HALIFAX OAK

Grp 2

|               |               |             |
|---------------|---------------|-------------|
| Tobacco HO HT | Natural HO HN | White HO HW |
|---------------|---------------|-------------|

Ambus Executive desk

730mm high, 18mm top



SHOWN WITH OPTIONAL PEN DRAWER

SPECIFICATIONS

- Modesty panel included
- Frame available in Black or White.
- Compatible with pen drawer and wide tray drawer.
- Quick and easy self-assembly (Pozidriv screwdriver and flat blade required).

METAL FRAME DESK 650MM DEEP

| Size mm (WxD) | Code         | Grp 1 | Grp 2 | Grp 3 | Weight kg |
|---------------|--------------|-------|-------|-------|-----------|
| 800 x 650     | WHAES08/**/~ | £311  | £323  | £459  | 16        |
| 1000 x 650    | WHAES10/**/~ | £323  | £338  | £501  | 18        |
| 1200 x 650    | WHAES12/**/~ | £331  | £349  | £543  | 19        |
| 1400 x 650    | WHAES14/**/~ | £343  | £365  | £586  | 21        |

OPTIONAL CABLE PORT

| Code   |
|--|
| 1 x port fitted centrally to the rear of the top (enables fitting of a through-desk monitor arm).                  |
| Add /A to end of desk code +£22  |
| Black with Black MFC, White with White MFC, Slate with Slate MFC, or matches frame colour with all other finishes. |

REPLACE

\*\* with Panel Finish code  
~~ with Metal Finish code



TOP-FIXED STORAGE - WHITE ONLY

|                  | Size mm (WxDxH) | Code    |      | kg |
|------------------|-----------------|---------|------|----|
| Pen drawer       | 413 x 248 x 43  | YPD/WH  | £100 | 2  |
| Wide tray drawer | 879 x 259 x 43  | YWTD/WH | £175 | 4  |



NARROW PEDESTAL

| Size mm (WxDxH) | Description   | Code        | Grp 1 | Grp 2 | Grp 3 | kg |
|-----------------|---|-------------|-------|-------|-------|----|
| 320 x 600 x 630 | Freestanding, 2 drawers + filing drawer, with handles | ANP3T/**/HS | £342  | £368  | £755  | 26 |

Panel finishes

REPLACE \*\* WITH FINISH

MFC

Grp 1

|          |          |                |
|----------|----------|----------------|
| Black BK | Maple GM | Natural Oak NO |
| Natural  | Slate SL | White WH       |

View this item on our website and access discounted prices.

Metal finishes

REPLACE ~~ WITH FINISH

|          |          |
|----------|----------|
| Black BK | White WH |
|----------|----------|

Ambus Folding desk

730mm high, 18mm top



SPECIFICATIONS

- Folds flat for easy storage.
- Not compatible with pen tray or wide tray drawer.

DESK

| Size mm (WxD) | Code      | Grp 1 | Grp 2 | Weight kg |
|---------------|-----------|-------|-------|-----------|
| 1200 x 600    | WHFD12/** | £313  | £347  | 24        |

View this item on our website and access discounted prices.



Panel finishes

REPLACE \*\* WITH FINISH

MFC

Grp 1




Black  
BK



Maple  
GM



Natural  
Oak NO



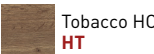
Natural  
Walnut WN



White  
WH

3D - HALIFAX OAK

Grp 2



Tobacco HO  
HT



Natural HO  
HN

REPLACE

\*\* with Panel Finish code

HiRise<sup>2</sup> electrically height adjustable desk

700mm to 1200mm high, 25mm top



SPECIFICATIONS

- Frame in Black or White.
- Two cable ports: White with White frame, Black with Black frame.
- Control pad with 4 memory presets, fits to left or right.
- Compatible with pen drawer and wide tray drawer.
- Quick and easy self-assembly (Pozidriv screwdriver required, plus hex key {supplied}).

ON T-FRAMES – 800MM DEEP TOPS

| With cable ports |             |       |       |       | Cable basket, top-mounted |     | kg |
|------------------|-------------|-------|-------|-------|---------------------------|-----|----|
| Width mm         | Code        | Grp 1 | Grp 2 | Grp 3 | Code                      |     |    |
| 1200             | HR12S/**/M~ | £677  | £706  | £839  | HCT10S                    | £49 | 49 |
| 1400             | HR14S/**/M~ | £685  | £719  | £873  | HCT12S                    | £54 | 51 |
| 1600             | HR16S/**/M~ | £693  | £731  | £906  | HCT14S                    | £58 | 54 |
| 1800             | HR18S/**/M~ | £704  | £747  | £940  | HCT16S                    | £64 | 57 |



HiRise<sup>2</sup> desks may be raised or lowered either using the control pad (with four memory pre-sets) or by an iOS/Android app. The app also offers a memory function, customised sit/stand cycle, calorie tracking and sit-stand reminders.

Advanced anti-collision technology incorporated as standard.



UNDER-DESK CLEARANCE

Do not place pedestals or other items exceeding 600mm in height under HiRise<sup>2</sup> desks.

REPLACE

\*\* with Panel Finish code

~ with Legs Finish code



TOP-FIXED STORAGE - WHITE ONLY

|                  | Size mm (WxDxH) | Code    |      | kg |
|------------------|-----------------|---------|------|----|
| Pen drawer       | 413 x 248 x 43  | YPD/WH  | £100 | 2  |
| Wide tray drawer | 879 x 259 x 43  | YWTD/WH | £175 | 4  |



STEEL NARROW MOBILE PEDESTAL

| Size mm (WxDxH) | Description                      | Code    | Price | kg |
|-----------------|----------------------------------|---------|-------|----|
| 300 x 500 x 600 | 2 small drawers, 1 filing drawer | QMNP3/~ | £222  | 17 |



Panel finishes

REPLACE \*\* WITH FINISH

MFC

Grp 1




Black  
BK



Maple  
GM



Natural  
Oak NO



Natural



White  
WH

X-Range workstation

730mm high, 18mm top



SPECIFICATIONS

- Top in selected finish.
- Leg frame in Black or White. Pedestal finish matches the colour selected for the leg frame.
- Pedestal comprises lockable top drawer with open storage below, with one adjustable shelf. Rear of the pedestal has openings at top and bottom for ventilation and cable routing, in the event that it is used to house a PC tower unit.
- Not compatible with pen drawer or wide tray drawer.
- Quick and easy self-assembly (Pozidriv screwdriver required).

WORKSTATION

| Size mm (WxD) | Code        | Grp 1 | Grp 2 | Weight kg |
|---------------|-------------|-------|-------|-----------|
| 1200 x 650    | WHQW12/**/~ | £420  | £456  | 32        |
| 1400 x 650    | WHQW14/**/~ | £430  | £468  | 34        |

REPLACE

\*\* with Panel Finish code  
~ with Metal Finish code



Panel finishes

REPLACE \*\* WITH FINISH

MFC

Grp 1



Black  
BK



Maple  
GM



Natural  
Oak NO



Natural  
Walnut WN



White  
WH

3D - HALIFAX OAK

Grp 2



Tobacco HO  
HT



Natural HO  
HN



White HO  
HW



Metal finishes

REPLACE ~ with Finish



Black  
BK



White  
WH

Laptop side table

660mm high



SPECIFICATIONS

- Cushion-shape top and base.
- Edge matches the top finish.
- Includes self-adhesive silicone glides for use on hard floors.
- Supplied fully assembled.

LAPTOP SIDE TABLE

| Size mm (WxD) | Code        | Grp 1 | Grp 2 | Weight kg |
|---------------|-------------|-------|-------|-----------|
| 500 x 400     | NLT/**/EM/~ | £245  | £249  | 10        |

REPLACE

\*\* with Panel Finish code  
~ with Legs Finish code



Panel finishes

REPLACE \*\* WITH FINISH

MFC

Grp 1



Black  
BK



Maple  
GM



Natural  
Oak NO



Natural  
Walnut WN



White  
WH

3D - HALIFAX OAK

Grp 2



Tobacco HO  
HT



Natural HO  
HN



White HO  
HW



Metal finishes

REPLACE ~ with Finish



Black  
BK



Slate  
SL



White  
WH





work@home-Price-List-2020



**Healthy Workstations**  
62-64 Commercial Street,  
Ystalyfera, Swansea SA9 2HS

T: 01639 844500  
E: [sales@healthyworkstations.com](mailto:sales@healthyworkstations.com)  
W: [healthyworkstations.com](http://healthyworkstations.com)