

For help or advice on any KAB Office Chair,  
call **+44 (0)1604 641521** or contact your  
nearest KAB Office Chair dealer

**CVG**

**KAB // Seating**

Part no. 207818

*USER GUIDE* >



## *Contents* >

1. Functions
2. Special features
3. Care of seats

## *Headrest* >

Height/Tilt Adjustable

### **Available for:**

ACS Executive  
Executive  
Controller  
Director  
Manager  
Navigator  
Associate  
K4 Premium  
K1 Premium





Rotate lower knob  
left or right

**Available for:**  
ACS Executive  
Executive  
Controller  
Director  
Manager  
Navigator  
Associate  
K4 Premium  
K1 Premium

## *Tip-up Armrest* >


30° tilt adjustment to  
maximise elbow and  
arm support.

Adjustable for desktop  
access

## *Tilt Rocker Adjustment* >

To ensure optimum  
seating position

**Available for:**  
ACS Executive  
Executive  
Controller  
Director  
Manager  
Navigator  
Associate  
K4 Premium  
K1 Premium





**Available for:**

ACS Executive  
Executive  
Controller  
Director  
Manager  
Navigator  
Associate  
K4 Premium  
K1 Premium

*Height and weight  
adjustment >*

Weight adjustment  
50-200kg



Pull lever  
to adjust

**Available for:**

ACS Executive  
Executive  
Controller  
Director  
Manager  
Navigator  
Associate  
K4 Premium  
K1 Premium

*Backrest angle  
support >*

16° range to maximise  
user comfort



**Available for:**

Executive  
Controller  
Director  
Manager  
Navigator  
K4 Premium  
K1 Premium

*Air Lumbar* >

To give good lower  
dorsal support



## *Seat cushion length Adjustment >*

430mm to 480mm

**Available for:**  
K4 Premium  
K1 Premium



Press left  
hand button

Seat cushion extends by an extra  
50mm in length




## *Seat tilt Adjustment >*

**Available for:**  
K4 Premium  
K1 Premium

Press right  
hand button





Available for:  
ACS Executive

Press the  
+ symbol to inflate  
and the - symbol to deflate


## *Air Comfort System (ACS) >*

To mould the chair to your body, simply press a button and the electric pump will inflate the area of your choice

## Triple Lumbar System >

Provides a height adjustable lumbar support to accommodate people of all heights

Available for:  
Associate



1. Pump the air bulb to inflate the three air bags
2. Press buttons A, B or C to exhaust the air for optimum comfort
3. Turn buttons to lock lumbar air in place as required



**Available for:**  
K4 Premium  
K1 Premium

## *Mobile Phone Pocket >*


Convenient storage  
pocket



**Available for:**  
K4 Premium  
K1 Premium

## *iPod Storage Pocket >*

Convenient storage  
pocket



**Available for:**  
K4 Premium  
K1 Premium

*iPod Rear  
Storage Pocket >*

Convenient storage  
pocket



**Available for:**

ACS Executive  
Executive  
Controller  
Director  
Manager  
Navigator  
Associate  
K4 Premium  
K1 Premium

## *Castors* >

Standard durable castors for most general floor surfaces.

Soft castors are available for laminate flooring and other surfaces that are likely to mark easily.



## *Fabrics* >

1. Vacuum regularly to remove dirt and grit.
2. Treat stains quickly. Use a damp cloth while they're still fresh.
3. Use a professional deep cleaning service on an annual basis



## Stain Removal Guide >

Stain	A	B	C
Alcoholic drink	9	11	7
Blackcurrant juice	13	9	
Blood	5 then 8	3	7
Butter	14 then 15	1 or 2	3
Chewing gum	14	2 and 4	16
Chocolate	3	1	
Coffee and cream	3	1	7
Coffee (black)	13	11	3
Colas and soft drink	9	7	
Cooking oil	1	3	

Stain	A	B	C
Cough syrup	3	7	
Cream	3	1	7
Egg white	3	7	10
Egg yolk	8	3	10
Floor wax	1	2	3
Fruit juice/cordial	7	3	6 and 3
Furniture polish	1	3	2
Gravy and sauces	3	1	7
Ink (biro)	6	4	10
Ink (felt tip pen)	6	4	3
Ink (writing)	3	16	
Jam	3	7	
Lipstick	1	2	3
Milk	8	3	7

Stain	A	B	C
Mustard	3	7	11
Nail varnish	4	16	
Oil and grease	1	2	3
Paint (oil based)	1	3	16
Paint (water based)	5	3	16
Salad dressing	3	1	7
Shoe polish	1	2	3
Soot	17	3	1
Tar	1	2	3
Tea	3	11	7
Urine	3	12	16
Vomit	3	12	16
Wine	3	13	11

## Treatments

To treat the stains use Step A. Apply small quantities of liquid and blot well with clean tissues after each application. Work carefully to release stain from edge to centre. Allow to dry. If unsuccessful try Step B and then later Step C.

1. White Spirit, Turps, or substitute
2. 1,1,1 Trichloroethane (Dry cleaning fluid)
3. Upholstery Detergent or Shampoo at manufacturer's recommended dilution
4. Acetone, nail polish remover - non oily
5. Cold water
6. Surgical spirit (alcohol)
7. Borax 2% solution, dissolve 1 teaspoon in warm water, top up cup with cold
8. Salt 2% solution, 1 level teaspoon in cup of tepid water
9. Use 3 as above + drop of spirit vinegar
10. Biological detergent 1% solution (1 level tsp in cup of warm water)
11. Use 6 as above diluted 1:5 water
12. Disinfectant, dilute as recommended on bottle, or 1 tsp in 2 pints water
13. Use 7 as above + drop of spirit vinegar
14. Chill with ice cubes in plastic bag
15. Hot iron over layers of white tissue
16. Consult a professional cleaner
17. Vacuum thoroughly

### Warning

*Only trained personnel may replace or repair seat height adjustment components with energy accumulators.*

## Chair Standards >

### SATRA Technology Centre

To meet appropriate British and European Standards. See table.



### Warranty

5 year policy for general office use, and 2 years for 24 hour applications. Please refer to KAB Seating's official warranty statement.

	Strength Durability & Stability BS 5459-2:2000	Strength Durability & Stability BS EN 1335-2009 Parts 2 & 3	ANSI BIFMA X5.1 - 2011
EXECUTIVE ACS	✓	✓	✓
EXECUTIVE	✓	✓	✓
CONTROLLER	✓	✓	✓
DIRECTOR	✓	✓	✓
MANAGER	✓	✓	✓
CONFERENCE	N/A	N/A	N/A
NAVIGATOR	✓	✓	✓
ASSOCIATE	✓	✓	✓
K4 PREMIUM	✓	✓	✓
K1 PREMIUM	✓	✓	✓